



Answer the below Questions

½ Mark Questions

1. Consider the following statements.
  - i. Different persons can have different developmental goals.
  - ii. What may be development for one must be development for the other.Which of the above statement is correct.  
A. (i) only    B. (ii) only    C. Both (i) and (ii)    D. None of the these
2. Kudankulam Nuclear power project situated in which district of Tamil Nadu?
3. Find out the odd one.  
Better wages, Security, freedom, respect from others.
4. Why do different persons have different notions of development?
5. Based on the relationship between the information in the first pair, complete the second pair.  
USA : Very high HDI :: India : ?
6. Expand PDS?
7. Which of the following state had better per capita income according to 2012?  
Punjab, Himachal Pradesh, Bihar, Arunachal Pradesh.
8. Find out the odd one.  
Literacy Rate, Net attendance rate, Per capita Income, IMR
9. Abidjan is the city in which country?
10. Based on the relationship between the information in the first pair, complete the second pair.  
Rich countries : \$ 12600 and above :: Middle Income countries : ?
11. Andhrapradesh- Punjab- Bihar- Arunachal Pradesh: Arrange these from West to East according their location.
12. How much years ago agriculture began?

1 Mark Questions

13. Write the goals other than income?
14. What is average income?
15. What is literacy rate?
16. Expand UNDP.
17. What is Infant Mortality Rate?
18. What are the public facilities?
19. What is life expectance at birth?
20. Write education and Health indicators.





Answer the following questions

2 Mark Questions

1. What is per capita income? How it is better than national income to measure development?
2. Which is the better measure to measure development? How?
3. Write the difference between average years of schooling and expected years of schooling?
4. Write the calcification of countries according to world bank?
5. “different persons have different developmental goals” explain with an example.
6. “What may be development for one may not be development for other” explain with and example.
7. Write about Human development?
8. In what respect is criterion used by UNDP for measuring development different from the one used by the World Bank?

4 Mark Questions

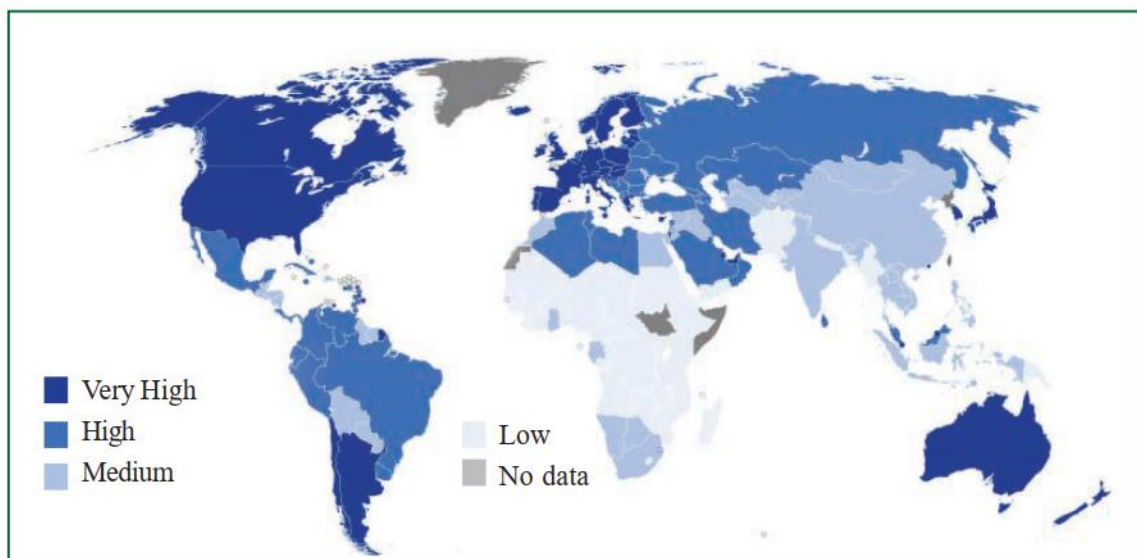
9. Usually behind each social phenomenon there would be several contributing factors, and not one. What in your opinion are the factors that came together for the development of schooling in Himachal Pradesh?
10. What lessons can you draw about the importance of income from the fact that Himachal Pradesh with lower per capita income has a better human development ranking than Punjab?



WORK SHEET-3

Map Reading

Read the following map and answer the below questions.



Map 1 : World map showing HD Index. Identify various patterns in different continents.

- i. Name any two countries with very high HDI?
- ii. Name any two countries with medium HDI?
- iii. India is in which group of HDI?
- iv. Australia is in which group of HDI?





CHAPTER

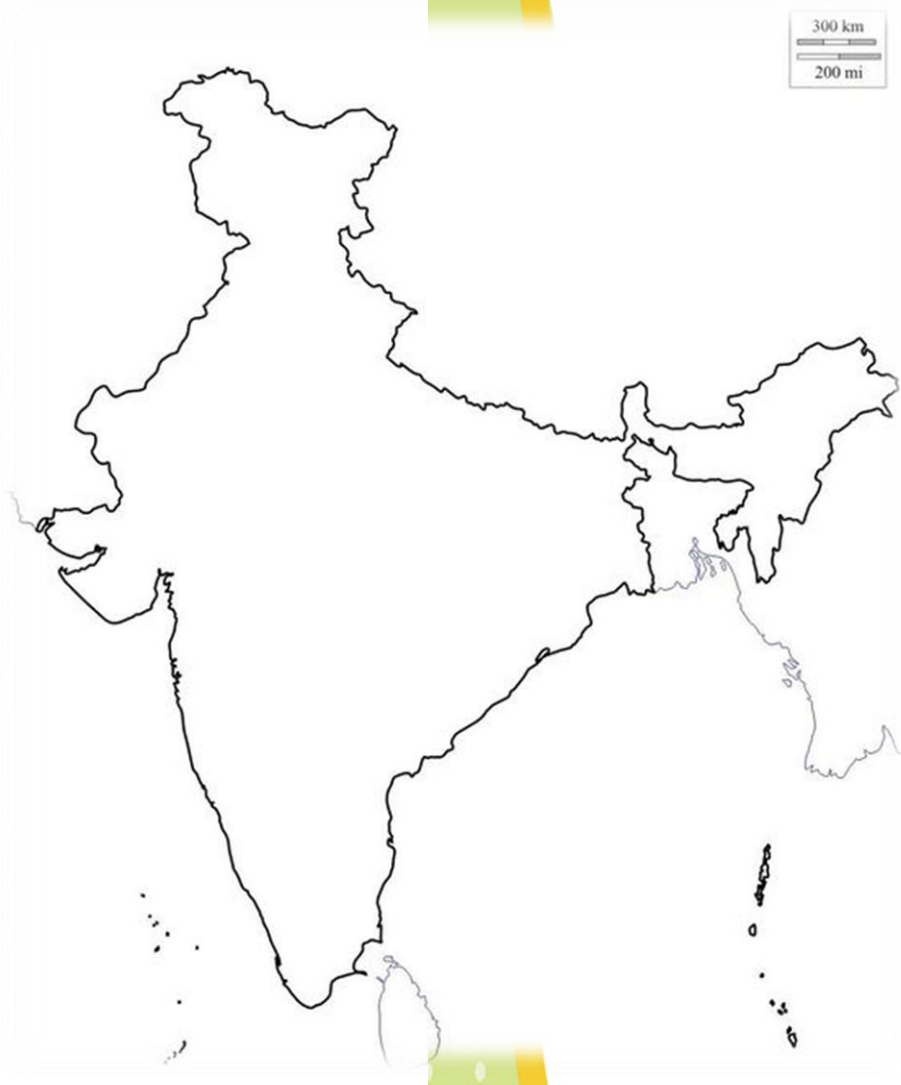
2

Ideas of Development

WORK SHEET-3

Important States

Point the following states in India Map



126. The state where Education  
revolution

Blowing  
(Himachal Pradesh)

127. Punjab

128. Bihar

129. Andhra Pradesh

130. Kerala

131. Maharashtra

132. Uttar Pradesh

133. Uttarakhand

134. Madhya Pradesh

135. Telangana

136. Manipur

137. West Bengal

138. Karnataka

139. Odisha



www.digitalsocialteacher.in

CHAPTER

2

Ideas of Development


WORK SHEET-4

Information Skill

1. Observe the following table and draw a bar graph on it.

Table : 3 Per Capita Income per annum of Select States

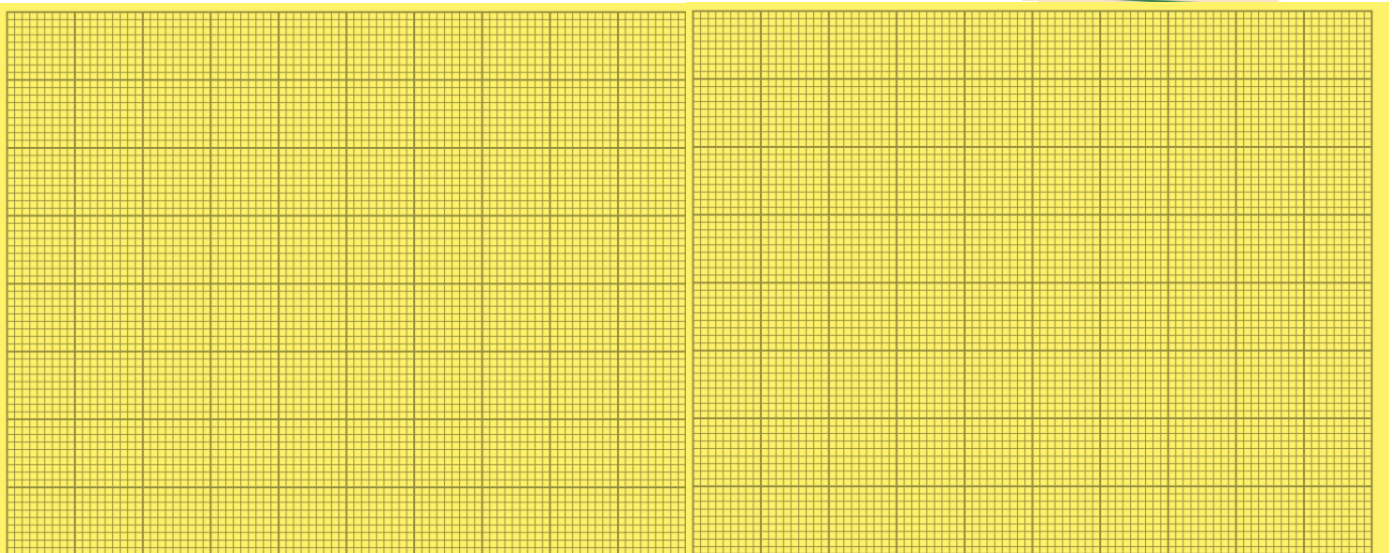
State	Per Capita Income for 2012 (in rupees)
Punjab	78,000
Himachal Pradesh	74,000
Bihar	25,000



2. Observe the following table and draw a bar graph on it.

Table : 4 Some Comparative data of Select States

State	IMR per 1000 (2006)	Literacy rate (%) (2011)	Net Attendance Rate (2006)
Punjab	42	77	76
Himachal Pradesh	36	84	90
Bihar	62	64	56







**WORK SHEET-4**

**Information Skill**

3. Read the following table and answer the below questions.

Table : 4 Some Comparative data of Select States

State	IMR per 1000 (2006)	Literacy rate (%) (2011)	Net Attendance Rate (2006)
Punjab	42	77	76
Himachal Pradesh	36	84	90
Bihar	62	64	56

- Which state has high literacy rate?
- What is Infant Mortality Rate?
- Which state has high human development?
- What is literacy rate?

4. Read the following table and answer the below questions.

Table 5 Some data regarding India and its neighbours for 2013

Country	Per Capita Income in \$	Life expectancy at birth (Years)	Average years of schooling	Expected years of schooling	Human Development Index (HDI) rank in the world
Sri Lanka	5170	75.1	9.3	12.7	92
India	3285	65.8	4.4	10.7	136
Pakistan	2566	65.7	4.9	7.3	146
Myanmar	1817	65.7	3.9	9.4	149
Bangladesh	1785	69.2	4.8	8.1	146
Nepal	1137	69.1	3.2	8.9	157

- Which country stands in better HDI rank than India?
- Which country has better life expectancy at birth than India in spite of low per capita income than India?
- What are the reasons to better life expectancy at birth in spite of low per capita income?
- What are main component in HDI?



www.digitalsocialteacher.in

CHAPTER

2

Ideas of Development

WORK SHEET-5

Information Skill

2. Observe the following data answer the below questions.

Table : 3 Per Capita Income per annum of Select States

State	Per Capita Income for 2012 (in rupees)
Punjab	78,000
Himachal Pradesh	74,000
Bihar	25,000

Table : 4 Some Comparative data of Select States

State	IMR per 1000 (2006)	Literacy rate (%) (2011)	Net Attendance Rate (2006)
Punjab	42	77	76
Himachal Pradesh	36	84	90
Bihar	62	64	56

- Which state stand better position in human development?
- What is the relation between income and human development?

3. Read the following table and comment on it.

Table 6 : Progress in Himachal Pradesh

	Himachal Pradesh		India	
	1993	2006	1993	2006
Percentage of Girls (6+ years) with more than 5 years of education		39	60	28
Percentage of Boys (6+ years) with more than 5 years of education		57	75	51





CHAPTER

2

Ideas of Development

WORK SHEET-5

Information Skill

4. Read the following picture and comment on it.



5. Read the following picture and comment on it.

